

HOMEDICS™

#1 BRAND IN MASSAGE*



HMC-100 MASSAGE CHAIR

INSTRUCTION MANUAL AND WARRANTY INFORMATION

ONE YEAR LIMITED WARRANTY

HMC-100

IMPORTANT SAFETY INSTRUCTIONS

WHEN USING ELECTRICAL PRODUCTS, BASIC SAFETY PRECAUTIONS SHOULD ALWAYS BE FOLLOWED, INCLUDING THE FOLLOWING:

READ ALL INSTRUCTIONS BEFORE USING

DANGER – TO REDUCE THE RISK OF ELECTRIC SHOCK:

- Always unplug this appliance from the electrical outlet immediately after using and before cleaning.
- Never use pins or other metallic fasteners with this appliance.

WARNING – TO REDUCE THE RISK OF BURNS, FIRE, ELECTRIC SHOCK, OR INJURY TO PERSONS:

- An appliance should NEVER be left unattended when plugged in. Unplug from outlet when not in use, and before putting on or taking off parts or attachments.
- NOT for use by children.
- Close supervision is necessary when this appliance is used by, on, or near children, invalids, or disabled persons.
- Use this appliance only for its intended use as described in this manual. DO NOT use attachments not recommended by HoMedics; specifically, any attachments not provided with the unit.
- NEVER operate this appliance if it has a damaged cord or plug, if it is not working properly, if it has been dropped or damaged, or dropped into water. Return the appliance to HoMedics Service Center for examination and repair.
- Use heated surfaces carefully. May cause serious burns. DO NOT use over insensitive skin areas or in the presence of poor circulation. The unattended use of heat by children or incapacitated persons may be dangerous.”

New: “Use heated surfaces carefully. May cause serious burns. DO NOT use on sensitive skin areas or in the presence of poor circulation. The unattended use of heat by children or incapacitated persons may be dangerous.”

- Keep the cord away from heated surfaces.
- NEVER drop or insert any object into any opening.
- DO NOT use this massager in close proximity to loose clothing, jewelry
- DO NOT operate where aerosol (spray) products are being used or where oxygen is being administered.
- DO NOT operate under a blanket or pillow or injury to persons. Excessive heating can occur and cause fire, electric shock,
- DO NOT carry this appliance by supply cord or use cord as a handle.
- To disconnect, turn all controls to the “off” position, then remove plug from outlet.
- DO NOT use outdoors.
- NEVER operate the appliance with the air openings blocked. Keep the air openings free of lint, hair and the like.

SAVE THESE INSTRUCTIONS

CAUTION – PLEASE READ ALL INSTRUCTIONS CAREFULLY BEFORE OPERATING.

- This product is not intended for medical use. It is intended only to provide a luxurious massage.
- Consult your doctor prior to using this product, if
 - You are pregnant
 - You have a pacemaker
 - You have any concerns regarding your health
- NOT recommended for use by diabetics.
- NEVER leave the appliance unattended, especially if children are present.
- DO NOT use this product for more than 15 minutes at a time.
- Extensive use could lead to the product's excessive heating and shorter life. Should this occur, discontinue use and allow the unit to cool before operating.
- NEVER use this product directly on swollen or inflamed areas or skin eruptions.
- DO NOT use this product as a substitute for medical attention.
- NEVER use this product while in bed.
- This product should NEVER be used by any individual suffering from any physical ailment that would limit the user's capacity to operate the controls or who has sensory deficiencies in the lower half of their body.
- NEVER use this product in automobiles.
- This appliance is intended for household use only.
- **Attention California Residents:**
WARNING: This product contains chemicals known to the State of California to cause cancer, birth defects and other reproductive harm.

INSTRUCTIONS FOR USE

To reduce the risk of electric shock, this appliance has a polarized plug (one blade is wider than the other). This plug will fit in a polarized outlet only one way. If the plug does not fit fully in the outlet, reverse the plug. If it still does not fit, contact a qualified electrician to install the proper outlet. Do not change the plug in any way.

CAUTION: All servicing of this massager must be performed by authorized HoMedics service personnel only.

CAUTION: To avoid pinching, do not lean on the massage mechanism in the cushion when adjusting your body position.”

1. Remove plug from cord storage compartment, extend cord and insert plug into 120-volt household electrical outlet to power unit.
2. Attach the cushion to most chairs for a luxurious massage as you read, rest or even work. See pages 6–7 for instructions on the use of the hand control.

MAINTENANCE

TO STORE

Place massage chair in its box or in a safe, dry, cool place. Avoid contact with sharp edges or pointed objects which might cut or puncture the fabric surface. To avoid breakage, do not wrap the power cord around the unit. Do not hang the unit by the hand control cord.

TO CLEAN

Unplug the unit and allow it to cool before cleaning. Clean only with a soft, slightly damp sponge. Never allow water or any other liquids to come into contact with the unit.

- DO NOT immerse in any liquid to clean.
- NEVER use abrasive cleaners, brushes, gasoline, kerosene, glass / furniture polish or paint thinner to clean.
- DO NOT attempt to repair the HMC-100. There are no user-serviceable parts. For service, call the Consumer Relations telephone number listed in the warranty section.

FCC STATEMENT

This device complies with Part 15 of the FCC Rules. Operation is subject to the following two conditions: (1) this device may not cause harmful interference, and (2) this device must accept any interference received, including interference that may cause undesired operation.

NOTE: HoMedics is not responsible for any radio or TV interference caused by unauthorized modifications to this equipment. Such modifications could void the user authority to operate the equipment.

NOTE: This equipment has been tested and found to comply with the limits for a Class B digital device, pursuant to Part 15 of the FCC Rules. These limits are designed to provide reasonable protection against harmful interference in a residential installation. This equipment generates, uses, and can radiate radio frequency energy and, if not installed and used in accordance with the instructions, may cause harmful interference to radio communications. However, there is no guarantee that interference will not occur in a particular installation. If this equipment does cause harmful interference to radio or television reception, which can be determined by turning the equipment off and on, the user is encouraged to try to correct the interference by one or more of the following measures:

- Reorient or relocate the receiving antenna.
- Increase the separation between the equipment and receiver.
- Connect the equipment into an outlet on a circuit different from that to which the receiver is connected.
- Consult the dealer or an experienced radio/TV technician for help.

NOTE: Not recommended for use on wooden surfaces as the zipper may damage the wood. Caution is also recommended when using on upholstered furniture.

NOTE: Only gentle force should be exerted against the unit in order to eliminate any/all risk of injury. You may soften massage force by placing a towel between yourself and the unit.

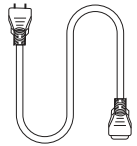
CONTENTS



User Manual



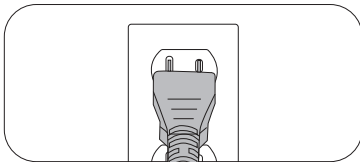
HMC 100 Massage Chair



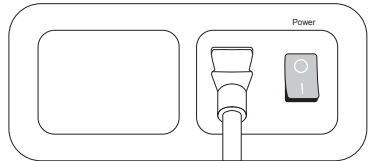
Power Cord

SETTING UP

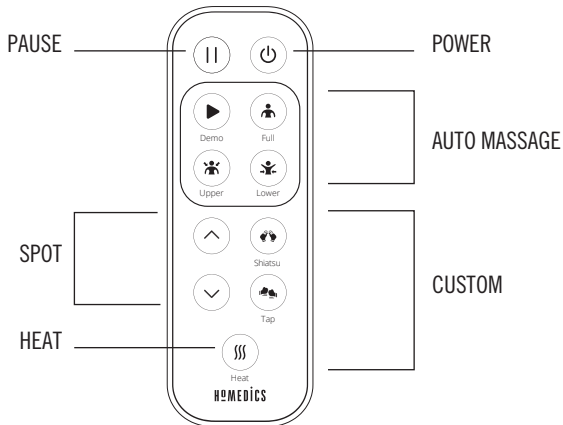
1. Connect the plug into an outlet.



2. Turn on the power switch.



HOW TO USE



FEATURES





#1 BRAND IN MASSAGE*

ONE YEAR LIMITED WARRANTY

HoMedics sells its products with the intent that they are free of defects in manufacture and workmanship for a period of one year from the date of original purchase, except as noted below. HoMedics warrants that its products will be free of defects in material and workmanship under normal use and service. This warranty extends only to consumers and does not extend to Retailers.

HoMedics products have the following warranty:

The HoMedics HMC-100 Massage Chair has a one year parts warranty. HoMedics customer service will not issue Return Material Authorizations (RMAs) for products. HoMedics products will be either repaired by the consumer or by an in-home technician. HoMedics will not issue Return Material Authorizations (RMAs) for buyer's remorse.

Service And Technical Support

Consumers may contact Cozzia's customer service department at 1-877-977-0656 between 9:00 am and 5:00 pm PST, Monday through Friday or email us at Service@cozziausa.com or visit our web at www.cozziausa.com for warranty or service issues.

Consumers are required to provide the unit serial number and dated proof of purchase (sales receipt) when they contact the Cozzia service department regarding a repair.

A Cozzia customer service representative will attend to most consumer inquiries, but in some cases a technical service specialist will provide advanced support.

Non-warranty repair is provided on a "per incident" basis. Cozzia customer service will verify that the unit has failed and provide instructions for repairing a unit. All applicable repairs, parts, shipping, handling, local tax and a "per incident" fee will be charged for non-warranty repairs and support calls.

Proof of purchase (original receipt) is required for all warranty repairs or service.

For more information regarding our product line in the USA, please visit: www.homedics.com. For Canada, please visit: www.homedics.ca.

FOR SERVICE IN THE USA:

Email: service@cozziausa.com

Monday-Friday 9:00am-5:00pm PST

1.877.977.0656

HoMedics® is a registered trademark of HoMedics, LLC.
© 2017 HoMedics, LLC. All rights reserved.
HMC-100